

Adult Ministry Team

Training Day 2020

Agenda

Saturday August 29, 2020

Breakfast: Panera

Session 1: Principles of Disciple-Making

Discussion Time/Break

Session 2: Overview of James

Discussion Time/Break

Session 3: Tackling Hard Passages in James

Session 4: Practicals of Disciple-Making

Lunch: Chipotle

Mini-Session: Attendance on App

Session 1: Principles of Disciple-Making

I. What is the goal of Student Ministry?

⇒ _____

II. God's Recipe for Disciple-Making

⇒ God's _____ + God's _____
+ God's _____ = God's _____

III. 3 ways we can mess up God's recipe for disciple-making

⇒ We emphasize _____,
but neglect _____

⇒ We emphasize _____,
but neglect _____

⇒ We emphasize _____,
but neglect _____

Reflect and Discuss

⇒ Which of these things do you tend towards personally?

⇒ Which of these things do we tend towards as a church?

⇒ How can we protect against messing up God's recipe for disciple-making in our youth group and small groups?

IV. The AMT job description:

⇒ We make _____ by _____
_____ as we share _____

Session 2: Overview of James

I. Background

- ⇒ Most likely written by _____
- ⇒ Either _____ were the first books written in the NT
- ⇒ Written to _____ (1:1)

II. Unique Features

- ⇒ Per capita, the book with the most _____ in the NT
 - _____ in just 5 chapters
- ⇒ Vocative use of _____
- ⇒ Rob Plummer: “James is written in a similar fashion to a modern day pastor’s _____

III. Themes

- ⇒ _____ (1:2-4, 1:12, 1:25, 5:7-11)
- ⇒ _____ (1:9-11, 4:14)
- ⇒ _____ (2:1-7, 2:15, 5:1-6)
- ⇒ _____ (1:26, 2:14, 2:18, 3:1-2, 3:5, 3:8-10, 3:14, 4:11, 4:13, 4:15, 5:9, 5:12, 5:16)

IV. Biggest Idea

⇒ What do we mean by _____

- Think _____
- Think _____
- “The overarching coherence of a particular book.”
- The author’s _____ and intended _____ in writing a book.

⇒ Before we get to the biggest idea, we have to understand a concept called _____

- Example: The X-Men

- Authorial Intent: meaning is determined by _____

- Reader Response: meaning is determined by _____

- As Christians, as we believe in the _____
_____ of Scripture, we must allow the primary author (_____) to speak through the secondary authors (_____) with both an intended meaning and response.

V. Finding the _____

⇒ Ask the _____

“What is God really saying and doing in this book, beyond what I thought and hoped he was saying when I first skimmed through it?”

- Why does he say this?
- Why does he say it like this?
- Why are his thoughts ordered this way?
- What is the overall purpose of the book?
- What impact did the writer intend to have on his readers?

⇒ Observe _____

- At the level of _____

⇒ Note _____

⇒ Look for _____


⇒ Make sense of the _____

*“If we want an analogy for finding the melodic line of a Bible book that will really help us handle Scripture well, it would be better to think of all the strategies and techniques you naturally employ when you want to listen well to what your best friend is really trying to say to you, than it would be to speak of choosing the right kind of tool to unearth buried treasure. In a person-to-person encounter those techniques and strategies are the kinds of things we put into practice all the time in everyday life, mostly unthinkingly. And they are best expressed in terms of the questions that we ask ourselves when trying to get to grips with what someone is really saying to us: What are they really trying to get at? When they use that particular word, what do they mean by it—and is it different from what I would mean if I used that word? What is the heart of what they are communicating? Why did they tell me that story? What were they using it to express? Why do they keep using that same phrase over and over?” –Tim Ward**

Discuss in groups:

What would you say is the biggest idea of James?

VI. The biggest idea of James is _____



VII. Two dangers we must be aware of in the book of James:

⇒ Seemingly almost opposite pitfalls on both sides of the road

• _____

• _____

Session 3: Tackling Hard Passages in James

I. Interpretive Principles

⇒ General

- Approach the Bible in _____
- Let _____
interpret _____
- Look at _____
+ Historical, literary, redemptive

⇒ For James

- Look at _____
- Listen to part of a _____
- Identify _____
and _____

⇒ Two errors we can make with difficult passages:

- Take verses out of _____
- _____ or _____

II. Using the principles in two hard passages

⇒ James 2:14-26 (works and faith)

- Read this passage and Romans 3
- Discuss these questions:
+ What issue is Paul addressing?

+ What issue is James addressing?

+ What key terms need defining?

⇒ James 5:13-18 (the prayer of faith)

- Read this passage
- Consider what else Jesus has said about prayer

+ Luke 22:42

+ Matthew 6:10

+ John 14:13

- Discuss:

+ What is James NOT saying?

+ What is he saying?

- 2 possible interpretations:

+

+

Session 4: Practicals of Disciple-Making

I. 4 Steps for Leading Small Groups

⇒ Step 1: _____

⇒ Step 2: _____

⇒ Step 3: _____

⇒ Step 4: _____

4 STEPS

OBSERVE

WHAT DOES THIS PASSAGE SAY?

INTERPRET

WHAT DOES THIS PASSAGE MEAN?

APPLY

HOW CAN THIS PASSAGE TRANSFORM ME?

DISCUSS

HOW CAN I TALK ABOUT THIS
PASSAGE WITH OTHERS?

FOR STUDYING YOUR BIBLE

What sticks out to me from this passage?

What is the tone or mood of this passage?

What is confusing or difficult to understand?

Are there recurring words, ideas, or patterns I should notice?

Are there references to other parts of the Bible?

Who wrote this book?

To whom is it written?

Why was this book written?

What type of book is it? (poetry, history, letter, gospel, etc...)

What comes right before/after this passage?

Head: How does this passage shape my thinking?

What does it teach me about God?

What does it teach me about myself?

Heart: How can this passage shape my affections?

What or who does this passage tell me to love?

What does this passage tell me to hate?

Hands: How can this passage shape my actions?

Are there sins I should confess?

Is there a command or an example to follow?



What are your initial reactions and reflections on this passage?



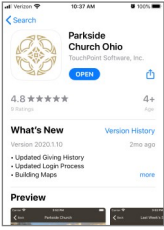
What challenges, difficulties, or questions did you encounter in this passage?



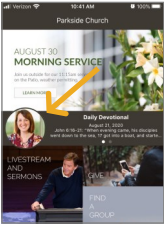
How can you apply this passage to your life in light of the Gospel?

Additional Notes

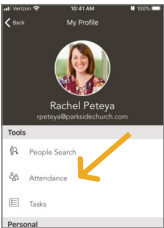
Mini: Taking Attendance on the Parkside App



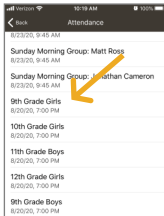
1. Download the Parkside Church app from your device's app store by searching for Parkside Church Ohio
2. Follow the prompts to sign in



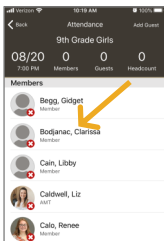
3. On the first screen, tap into your picture or what will be a gray silhouette if you don't have a picture on your profile



4. Tap into Attendance under the Tool bar
5. It will ask for your PIN or fingerprint again because you are accessing protected information



6. Tap into your group



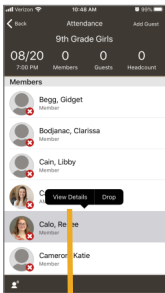
7. Find the person to check in, tap their name, and watch the red X circle turn to a green check mark. All done!

*Please take attendance for your group every week.

If the student is not on your list, they can register for the group:

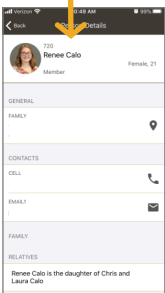
- ⇒ Online at www.parksidechurch.com/middleschool or www.parksidechurch.com/highschool
- ⇒ Or via their* app by selecting the Registrations tile and choosing Middle School Student Impact or High School Student Impact *you cannot register them via your app since it is tied to your account
- ⇒ Or last resort, they can fill out a card at SI with their information. You then take a picture of the completed card and send it to students@parksidechurch.com.

Additional App Features:



In your Attendance list, tap and hold on a person's name

- ⇒ View Details will take you to their profile
- ⇒ Drop will remove the student from the group



**Our database policy is to only put email addresses or cellphone numbers on a student's profile if it is theirs specifically, not a parent's.*

